

# Modularization of ecological models

Joachim Benz\*

5th August 2004



*Basic ideas of . . .*

*Redundancy reduction*

*How it is implemented . . .*

*Home Page*

*Title Page*



*Page 1 of 24*

*Go Back*

*Full Screen*

*Close*

*Quit*

# 1. Basic ideas of modularization

## 1.1. Why we do modularization (advantages)

Modularization has several advantages:



Basic ideas of . . .

Redundancy reduction

How it is implemented . . .

Home Page

Title Page



Page 2 of 24

Go Back

Full Screen

Close

Quit

# 1. Basic ideas of modularization

## 1.1. Why we do modularization (advantages)

Modularization has several advantages:

- small modules can be handled much easier than large, complex models  
(improves the clearness and also it is often easier to locate errors)



Basic ideas of . . .

Redundancy reduction

How it is implemented . . .

Home Page

Title Page



Page 2 of 24

Go Back

Full Screen

Close

Quit

# 1. Basic ideas of modularization

## 1.1. Why we do modularization (advantages)

Modularization has several advantages:

- small modules can be handled much easier than large, complex models  
(improves the clearness and also it is often easier to locate errors)
- different modules (e.g. different equations), which describe the same process can be exchanged easily  
(testing or comparison of alternatives)



Basic ideas of . . .

Redundancy reduction

How it is implemented . . .

Home Page

Title Page

◀ ▶

◀ ▶

Page 2 of 24

Go Back

Full Screen

Close

Quit

# 1. Basic ideas of modularization

## 1.1. Why we do modularization (advantages)

Modularization has several advantages:

- small modules can be handled much easier than large, complex models  
(improves the clearness and also it is often easier to locate errors)
- different modules (e.g. different equations), which describe the same process can be exchanged easily  
(testing or comparison of alternatives)
- improvement of reuse  
(smaller modules are often more generic than large complex models which are constructed for a certain application)



Basic ideas of . . .

Redundancy reduction

How it is implemented . . .

Home Page

Title Page



Page 2 of 24

Go Back

Full Screen

Close

Quit

# 1. Basic ideas of modularization

## 1.1. Why we do modularization (advantages)

Modularization has several advantages:

- small modules can be handled much easier than large, complex models  
(improves the clearness and also it is often easier to locate errors)
- different modules (e.g. different equations), which describe the same process can be exchanged easily  
(testing or comparison of alternatives)
- improvement of reuse  
(smaller modules are often more generic than large complex models which are constructed for a certain application)
- minimization of redundancy  
(minimize the risk of inconsistencies)



Basic ideas of . . .

Redundancy reduction

How it is implemented . . .

Home Page

Title Page



Page 2 of 24

Go Back

Full Screen

Close

Quit

Many models, in particular more complex models can be splitted into two or more sub models or modules.



Basic ideas of . . .

Redundancy reduction

How it is implemented . . .

Home Page

Title Page



Page 3 of 24

Go Back

Full Screen

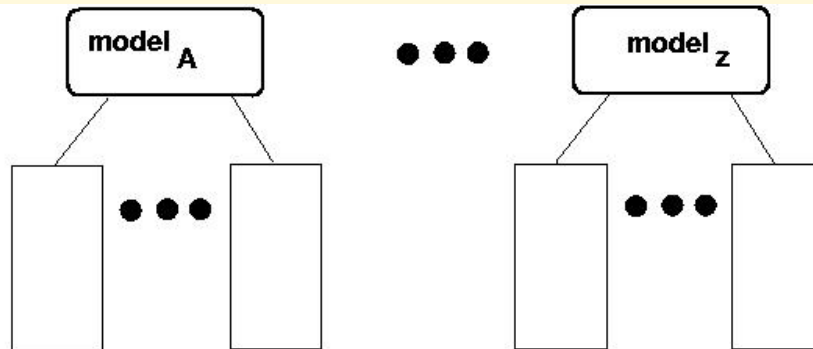
Close

Quit

**MODELS:**

consist of

**MODULES:**



## 1.2. Basic types of modules

ECOBAS differs between 3 main types of modules.



*Basic ideas of . . .*

*Redundancy reduction*

*How it is implemented . . .*

*Home Page*

*Title Page*



*Page 4 of 24*

*Go Back*

*Full Screen*

*Close*

*Quit*



## 1.2. Basic types of modules

ECOBAS differs between 3 main types of modules.

- One type is used to formulate *mathematical formulations of ecological processes*, this type of document or module is called **SPECIFICATION**.



Basic ideas of . . .

Redundancy reduction

How it is implemented . . .

Home Page

Title Page



Page 4 of 24

Go Back

Full Screen

Close

Quit

## 1.2. Basic types of modules

ECOBAS differs between 3 main types of modules.

- One type is used to formulate *mathematical formulations of ecological processes*, this type of document or module is called **SPECIFICATION**.
- In case a model consists of two or more of such modules, information is needed how these modules are connect. To describe this *structural information* another type of module is used in ECOBAS, which is called **AGGREGATE**.



Basic ideas of ...

Redundancy reduction

How it is implemented ...

Home Page

Title Page

◀ ▶

◀ ▶

Page 4 of 24

Go Back

Full Screen

Close

Quit

## 1.2. Basic types of modules

ECOBAS differs between 3 main types of modules.

- One type is used to formulate *mathematical formulations of ecological processes*, this type of document or module is called **SPECIFICATION**.
- In case a model consists of two or more of such modules, information is needed how these modules are connect. To describe this *structural information* another type of module is used in ECOBAS, which is called **AGGREGATE**.
- The third type is used to *provide data*, which are necessary to run simulations of a model. Data can be either times series or time-invariant values of certain parameter of the model. This type of document/module is called **DATA\_SPECIFICATION**.



Basic ideas of . . .

Redundancy reduction

How it is implemented . . .

Home Page

Title Page

◀ ▶

◀ ▶

Page 4 of 24

Go Back

Full Screen

Close

Quit

### 1.3. How we can do modularization?

There are two levels of modularization. First we have to decide which variables and equations we put together in one SPECIFICATION-module. The second level of modularization is the decision which modules we put together in one AGGREGATE

There are no general rules how to do modularization and the result of modularization is also not unique.

But three aspects can be considered when we do this task:



*Basic ideas of ...*

*Redundancy reduction*

*How it is implemented ...*

*Home Page*

*Title Page*



*Page 5 of 24*

*Go Back*

*Full Screen*

*Close*

*Quit*

### 1.3. How we can do modularization?

There are two levels of modularization. First we have to decide which variables and equations we put together in one SPECIFICATION-module. The second level of modularization is the decision which modules we put together in one AGGREGATE

There are no general rules how to do modularization and the result of modularization is also not unique.

But three aspects can be considered when we do this task:

- In most cases we know from scientific knowledge (ecology, biology, physics and other) which variables and processes belongs together and which not. Also the phenomenology of the objects under consideration give some clues how we can do modularization.



Basic ideas of ...

Redundancy reduction

How it is implemented ...

Home Page

Title Page

◀ ▶

◀ ▶

Page 5 of 24

Go Back

Full Screen

Close

Quit

### 1.3. How we can do modularization?

There are two levels of modularization. First we have to decide which variables and equations we put together in one SPECIFICATION-module. The second level of modularization is the decision which modules we put together in one AGGREGATE

There are no general rules how to do modularization and the result of modularization is also not unique.

But three aspects can be considered when we do this task:

- In most cases we know from scientific knowledge (ecology, biology, physics and other) which variables and processes belongs together and which not. Also the phenomenology of the objects under consideration give some clues how we can do modularization.
- Another aspect is based on mathematics and systems theory. If the number of modules is given, we can postulate
  1.  $\frac{\sum \text{interactions inside modules}}{\sum \text{interactions between modules}} \rightarrow \max.$
  2. cycles should be inside of modules



Basic ideas of ...

Redundancy reduction

How it is implemented ...

Home Page

Title Page

◀ ▶

◀ ▶

Page 5 of 24

Go Back

Full Screen

Close

Quit

### 1.3. How we can do modularization?

There are two levels of modularization. First we have to decide which variables and equations we put together in one SPECIFICATION-module. The second level of modularization is the decision which modules we put together in one AGGREGATE

There are no general rules how to do modularization and the result of modularization is also not unique.

But three aspects can be considered when we do this task:

- In most cases we know from scientific knowledge (ecology, biology, physics and other) which variables and processes belongs together and which not. Also the phenomenology of the objects under consideration give some clues how we can do modularization.
- Another aspect is based on mathematics and systems theory. If the number of modules is given, we can postulate
  1.  $\frac{\sum \text{interactions inside modules}}{\sum \text{interactions between modules}} \rightarrow \max.$
  2. cycles should be inside of modules
- List of inputs and outputs of different modules, which describe the same process should be equal . This aspect is to consider to improve the possibility to exchange these modules easily.



Basic ideas of . . .

Redundancy reduction

How it is implemented . . .

Home Page

Title Page

◀ ▶

◀ ▶

Page 5 of 24

Go Back

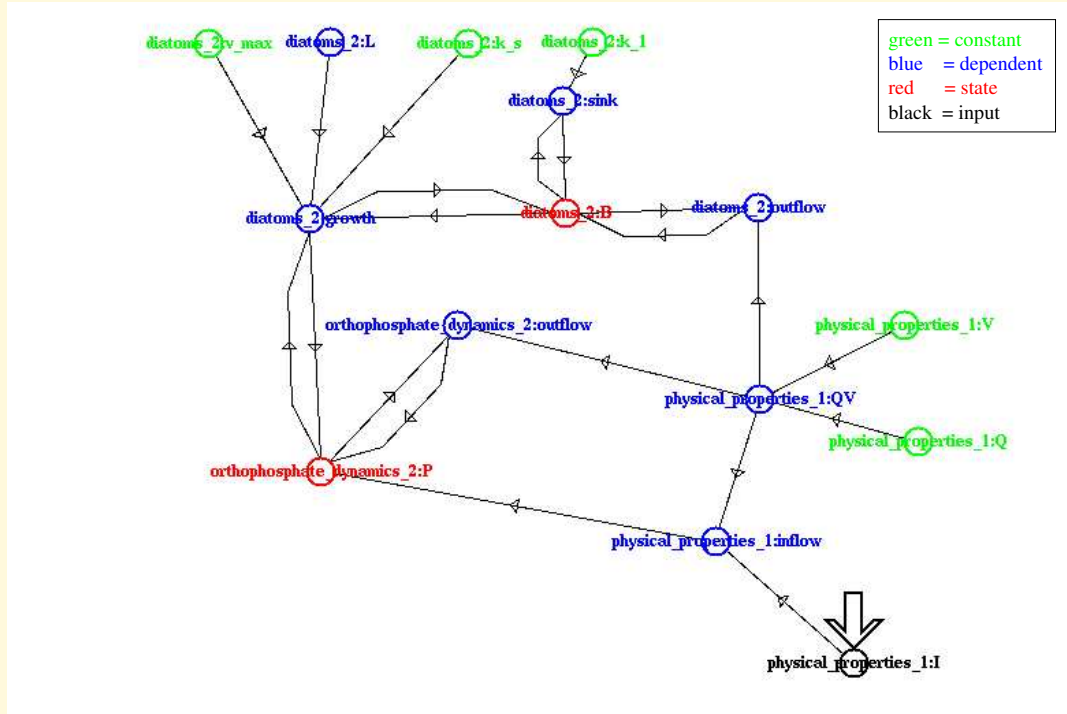
Full Screen

Close

Quit

## 1.4. An example

A simple *phosphate-algae-lake* model is used to show modularization.<sup>1</sup>



<sup>1</sup>Legovic; T. and Dubravko; J. (1984): A model of diatom dynamics in the epilimnion of Lake Jezero on the island of Krk. *Periodicum Biologorum*, 86/3, 269-276.



Basic ideas of ...

Redundancy reduction

How it is implemented ...

Home Page

Title Page

◀ ▶

◀ ▶

Page 6 of 24

Go Back

Full Screen

Close

Quit



Block clustering based on the *interaction matrix*<sup>2</sup> is used to identify sub-structures of this model.



Basic ideas of ...

Redundancy reduction

How it is implemented ...

Home Page

Title Page

◀ ▶

◀ ▶

Page 7 of 24

Go Back

Full Screen

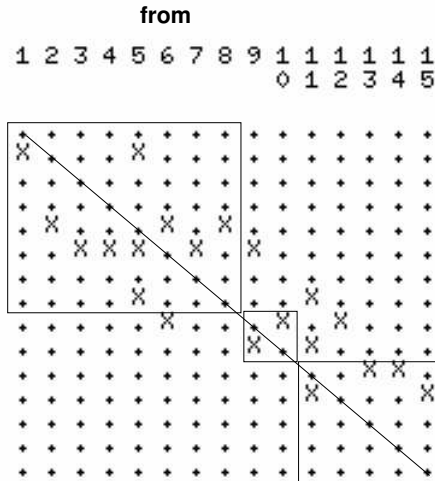
Close

Quit

interaction matrix after sorting

to

```
( 1)diatoms_2;k_1
( 2)diatoms_2:sink
( 3)diatoms_2;k_s
( 4)diatoms_2:L
( 5)diatoms_2:B
( 6)diatoms_2:growth
( 7)diatoms_2:v_max
( 8)diatoms_2:outflow
( 9)orthophosphate dynamics_2:P
(10)orthophosphate dynamics_2:outflow
(11)physical properties_1:QV
(12)physical properties_1:inflow
(13)physical properties_1:Q
(14)physical properties_1:V
(15)physical properties_1:I
```



Block clustering based on the interaction matrix<sup>2</sup> is used to identify sub-structures of this model.



Basic ideas of ...

Redundancy reduction

How it is implemented ...

Home Page

Title Page

◀ ▶

◀ ▶

Page 7 of 24

Go Back

Full Screen

Close

Quit

interaction matrix after sorting

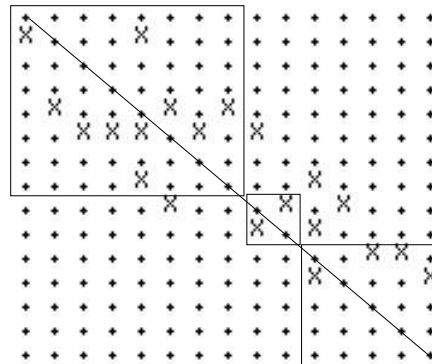
from

1	2	3	4	5	6	7	8	9	1	1	1	1	1	1
									0	1	2	3	4	5

to

```

( 1)diatoms_2;k_1
( 2)diatoms_2:sink
( 3)diatoms_2;k_s
( 4)diatoms_2:L
( 5)diatoms_2:B
( 6)diatoms_2:growth
( 7)diatoms_2:v_max
( 8)diatoms_2:outflow
( 9)orthophosphate dynamics_2:P
(10)orthophosphate dynamics_2:outflow
(11)physical properties_1:QV
(12)physical properties_1:inflow
(13)physical properties_1:Q
(14)physical properties_1:V
(15)physical properties_1:I
    
```

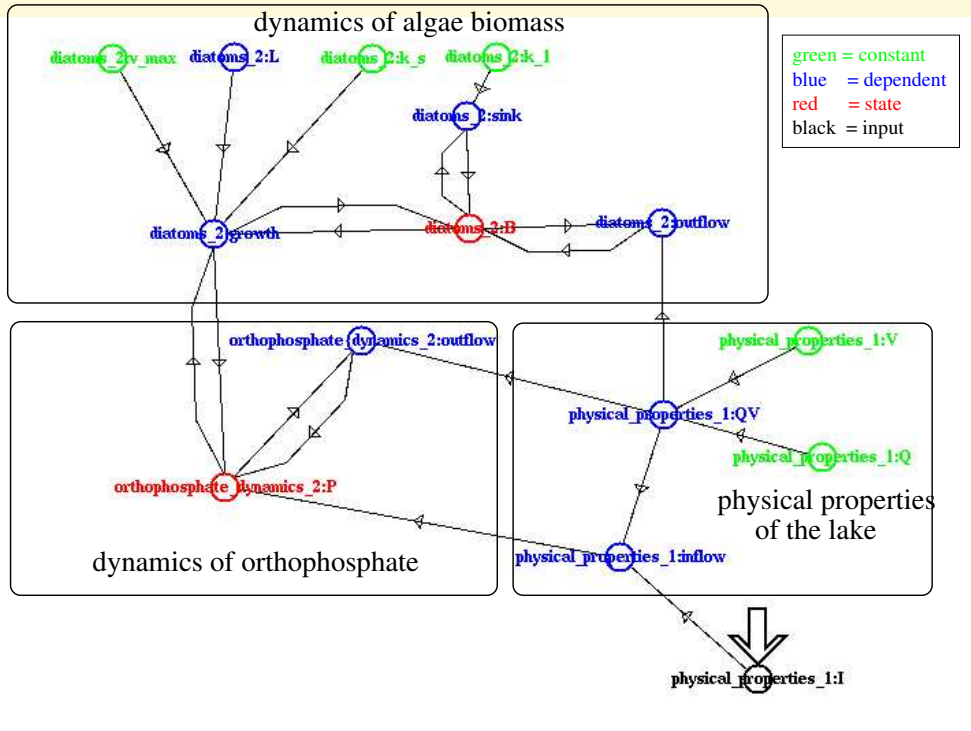


This function can be executed in EMA with:

Main menu: Check/Analyze → Interaction Analysis

<sup>2</sup>Gourlay; A.R. (1976): An algorithm for reducing the moment of inertia of a system interaction matrix. Appl. Math. Modelling 1, 131-135.

The result of the numerical method is also according our scientific understanding of this system.



Basic ideas of ...  
 Redundancy reduction  
 How it is implemented ...

Home Page

Title Page

◀ ▶

◀ ▶

Page 8 of 24

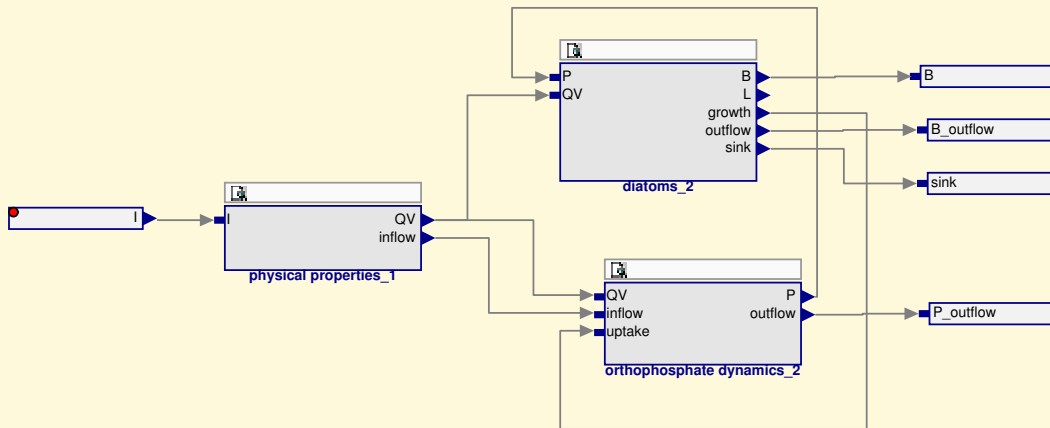
Go Back

Full Screen

Close

Quit

The structure of the three resulting modules is described with an **AG-GREGATE** now.



Basic ideas of . . .

Redundancy reduction

How it is implemented . . .

Home Page

Title Page

◀ ▶

◀ ▶

Page 9 of 24

Go Back

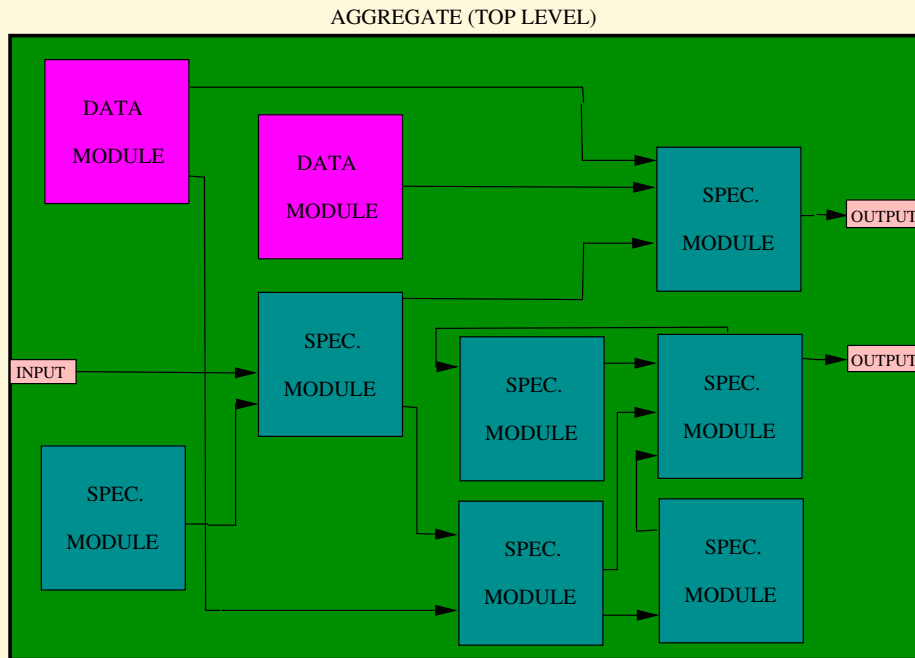
Full Screen

Close

Quit

## 1.5. AGGREGATES and hierarchy

AGGREGATES with a large number of modules and connections between these modules become complex and hard to handle.



Basic ideas of . . .

Redundancy reduction

How it is implemented . . .

Home Page

Title Page



Page 10 of 24

Go Back

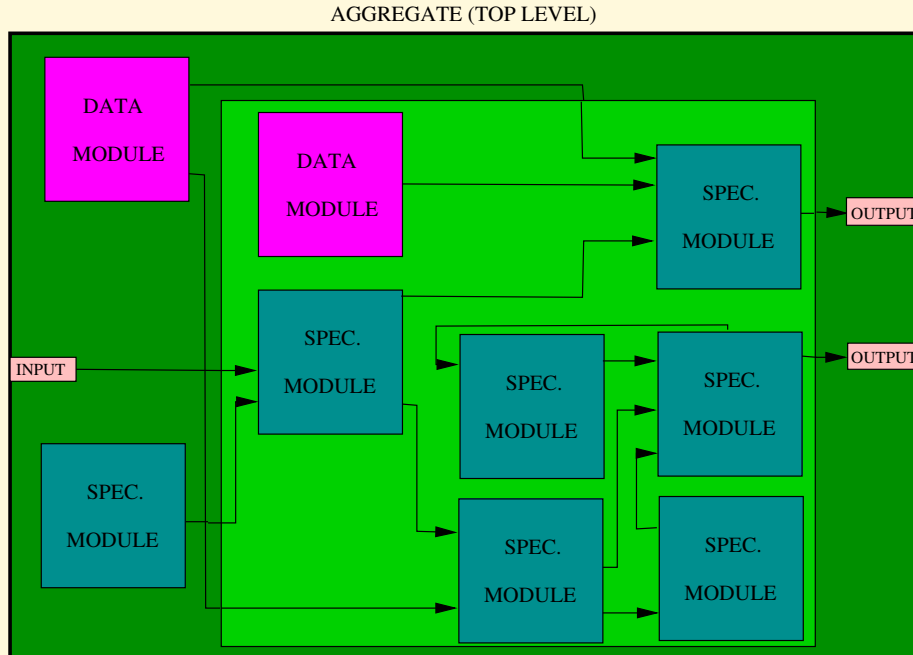
Full Screen

Close

Quit

In many cases we can recognize *substructures*, that means groups of modules which belong together.

(which criteria can be used to determine which modules belong together see the section above)



Basic ideas of . . .

Redundancy reduction

How it is implemented . . .

Home Page

Title Page

◀ ▶

◀ ▶

Page 11 of 24

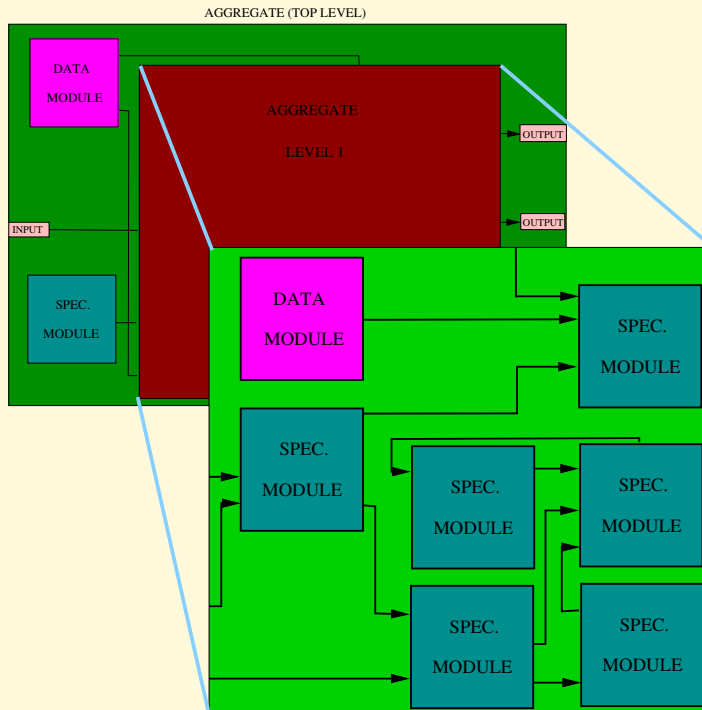
Go Back

Full Screen

Close

Quit

For such subgroups of modules, we can formulate separate AGGREGATES, which are embedded in the top-level AGGREGATE.



Basic ideas of . . .

Redundancy reduction

How it is implemented . . .

Home Page

Title Page



Page 12 of 24

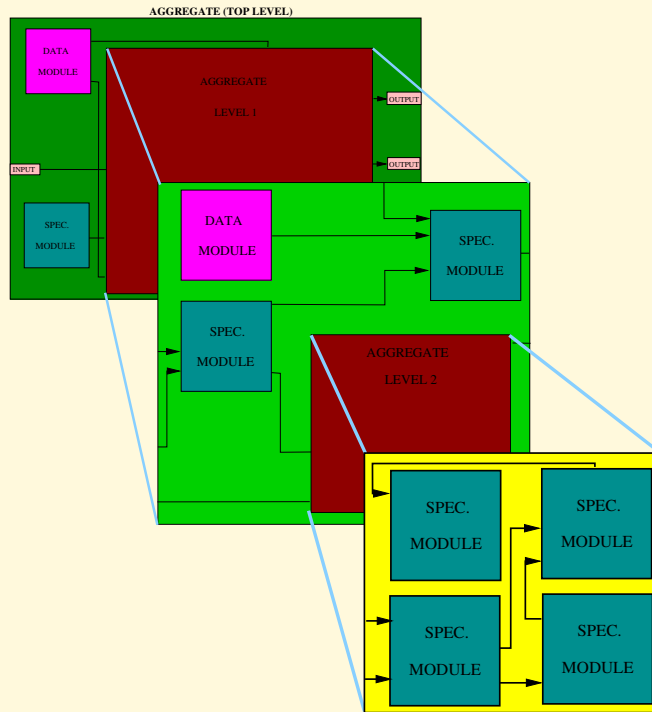
Go Back

Full Screen

Close

Quit

Because AGGREGATES can consist of both SPECIFICATION and AGGREGATES, hierarchy can be described in ECOBAS easily. By this procedure we get smaller AGGREGATES which can be handled easier. And in addition we introduce the possibility to exchange parts of the model at different levels of the model structure.



Basic ideas of ...

Redundancy reduction

How it is implemented ...

Home Page

Title Page



Page 13 of 24

Go Back

Full Screen

Close

Quit



## 2. Redundancy reduction

To minimize the risk of inconsistencies it is useful to reduce redundancy.

Here we can apply similar principles as they are used to optimize the design of (relational) databases.



*Basic ideas of ...*

*Redundancy reduction*

*How it is implemented ...*

*Home Page*

*Title Page*



*Page 14 of 24*

*Go Back*

*Full Screen*

*Close*

*Quit*

## 2.1. SPECIFICATION and MATH-Module

In ecological applications **SPECIFICATION** modules consist not only of

- declaration of variables and equations

but also



*Basic ideas of ...*

*Redundancy reduction*

*How it is implemented ...*

*Home Page*

*Title Page*



*Page 15 of 24*

*Go Back*

*Full Screen*

*Close*

*Quit*

## 2.1. SPECIFICATION and MATH-Module

In ecological applications **SPECIFICATION** modules consist not only of

- declaration of variables and equations

but also

- the definition of values

and information about



Basic ideas of ...

Redundancy reduction

How it is implemented ...

Home Page

Title Page



Page 15 of 24

Go Back

Full Screen

Close

Quit

## 2.1. SPECIFICATION and MATH-Module

In ecological applications **SPECIFICATION** modules consist not only of

- declaration of variables and equations

but also

- the definition of values

and information about

- units,
- ranges of validity and
- the meaning of the used variables as well.



*Basic ideas of ...*

*Redundancy reduction*

*How it is implemented ...*

*Home Page*

*Title Page*



*Page 15 of 24*

*Go Back*

*Full Screen*

*Close*

*Quit*

Ecological models contain more than mathematical models. In addition to the mathematics and the values, we need

- ecological context information and
- information about used measuring methods

to satisfy the scientific requirements of

- **reproducibility**,
- **falsification of hypothesis** and the
- **assessment of the range of application.**



*Basic ideas of ...*

*Redundancy reduction*

*How it is implemented ...*

*Home Page*

*Title Page*



*Page 16 of 24*

*Go Back*

*Full Screen*

*Close*

*Quit*

Ecological models contain more than mathematical models. In addition to the mathematics and the values, we need

- ecological context information and
- information about used measuring methods

to satisfy the scientific requirements of

- **reproducibility**,
- **falsification of hypothesis** and the
- **assessment of the range of application**.

In a further step we separate now the 'pure' mathematical information

- declaration of variables and
- equations

and put them in a new special module which is called **MATH-module**.



Basic ideas of ...

Redundancy reduction

How it is implemented ...

Home Page

Title Page

◀ ▶

◀ ▶

Page 16 of 24

Go Back

Full Screen

Close

Quit

Ecological models contain more than mathematical models. In addition to the mathematics and the values, we need

- ecological context information and
- information about used measuring methods

to satisfy the scientific requirements of

- **reproducibility**,
- **falsification of hypothesis** and the
- **assessment of the range of application**.

In a further step we separate now the 'pure' mathematical information

- declaration of variables and
- equations

and put them in a new special module which is called **MATH-module**.

Specification module still holds the definition of values and information about units, ranges of validity and the meaning of the used variables as



Basic ideas of ...

Redundancy reduction

How it is implemented ...

Home Page

Title Page

◀ ▶

◀ ▶

Page 16 of 24

Go Back

Full Screen

Close

Quit

well. In addition linkages to ecological context information, measuring methods of certain values, literature and persons are given in this module.



*Basic ideas of . . .*

*Redundancy reduction*

*How it is implemented . . .*

*Home Page*

*Title Page*



*Page 17 of 24*

*Go Back*

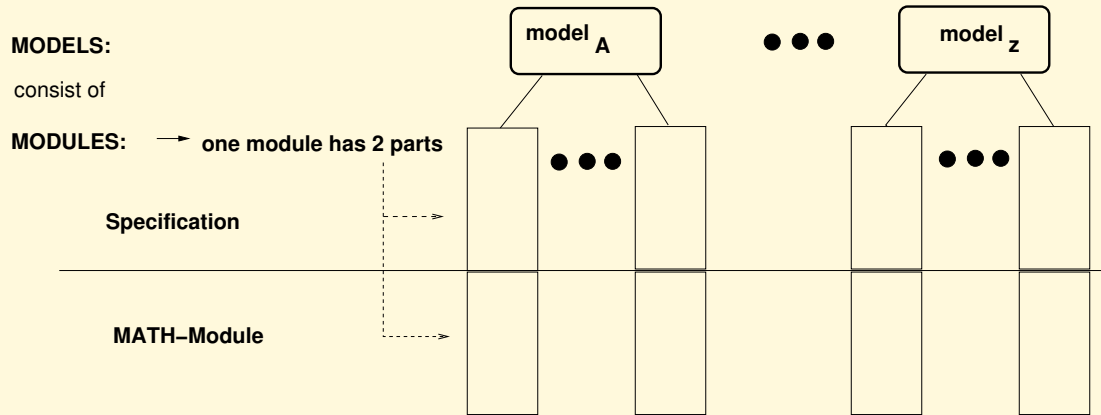
*Full Screen*

*Close*

*Quit*



Now we can say: A model consists of one or more modules which are always a pair of one Specification and one Math-Module (except AGGREGATES and DATA modules).



Basic ideas of ...

Redundancy reduction

How it is implemented ...

Home Page

Title Page



Page 18 of 24

Go Back

Full Screen

Close

Quit

Mathematical formulations often can be used for several different applications or in different environments, they may differ only in the values of the variables.



*Basic ideas of ...*

*Redundancy reduction*

*How it is implemented ...*

*Home Page*

*Title Page*



*Page 19 of 24*

*Go Back*

*Full Screen*

*Close*

*Quit*

Mathematical formulations often can be used for several different applications or in different environments, they may differ only in the values of the variables.

Assume we have a growth function or a set of equations which describes the dynamics of photosynthesis. Usually we need two different models, one for biomass dynamics of tomatoes and one for biomass dynamics of maize (tomatoes and maize are used as examples for different embedding environments of this process).



*Basic ideas of ...*

*Redundancy reduction*

*How it is implemented ...*

*Home Page*

*Title Page*



*Page 19 of 24*

*Go Back*

*Full Screen*

*Close*

*Quit*

Mathematical formulations often can be used for several different applications or in different environments, they may differ only in the values of the variables.

Assume we have a growth function or a set of equations which describes the dynamics of photosynthesis. Usually we need two different models, one for biomass dynamics of tomatoes and one for biomass dynamics of maize (tomatoes and maize are used as examples for different embedding environments of this process).

If this assumption holds, it is possible to reduce redundancy by separation of SPECIFICATION and MATH- modules. Because we need only one MATH module and link this with the two SPECIFICATION modules.



*Basic ideas of . . .*

*Redundancy reduction*

*How it is implemented . . .*

*Home Page*

*Title Page*



*Page 19 of 24*

*Go Back*

*Full Screen*

*Close*

*Quit*

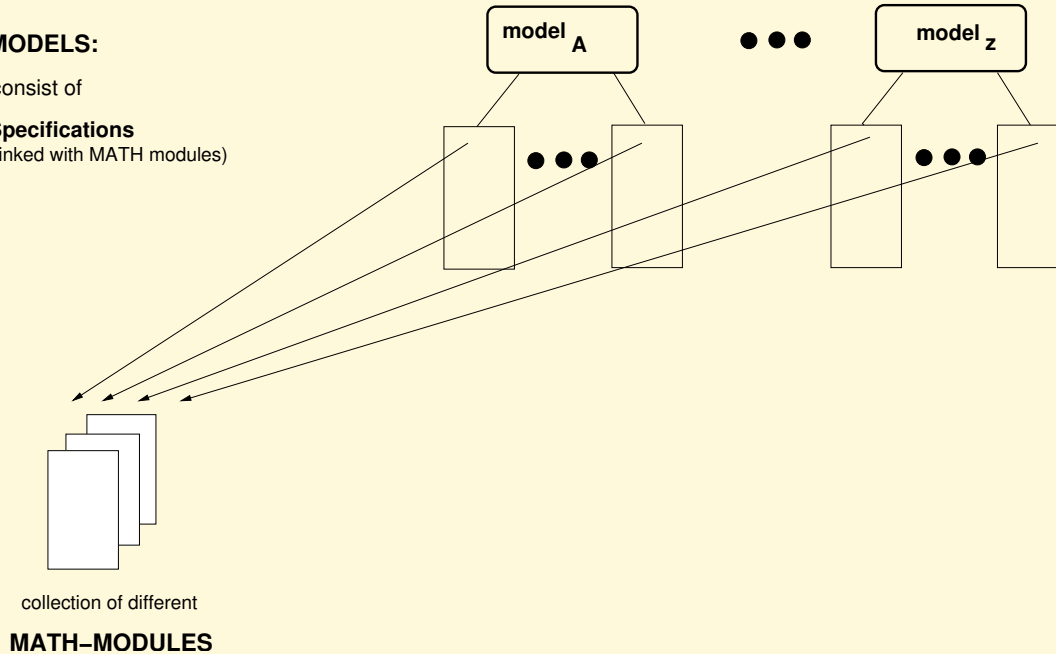
By this separation the modeler has the possibility to formulate only one set of mathematical formulations (= MATH module) which can be used in different models.

**MODELS:**

consist of

**Specifications**

(linked with MATH modules)



Basic ideas of ...

Redundancy reduction

How it is implemented ...

Home Page

Title Page



Page 20 of 24

Go Back

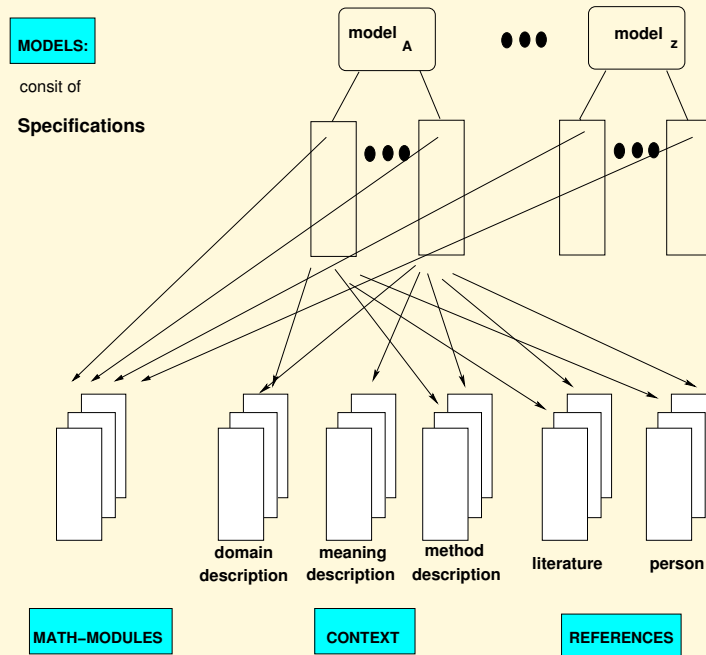
Full Screen

Close

Quit

## 2.2. Ecological context and other additional information

In the same way as we did it with **MATH modules**, we can proceed with ecological context and other additional information.



Basic ideas of ...

Redundancy reduction

How it is implemented ...

Home Page

Title Page



Page 21 of 24

Go Back

Full Screen

Close

Quit



*Basic ideas of . . .*

*Redundancy reduction*

*How it is implemented . . .*

*Home Page*

*Title Page*



*Page 22 of 24*

*Go Back*

*Full Screen*

*Close*

*Quit*

### 3. How it is implemented in ECOBAS

group	document name	content
<b>MODELS</b>		
	MODEL_ID	short description of a model
	SPECIFICATION	values, units and links to: <ul style="list-style-type: none"> <li>• corresponding MATH-MODULE</li> <li>• domain description</li> <li>• meaning of variables</li> <li>• measuring methods</li> <li>• literature reference</li> <li>• information about persons</li> </ul>
	AGGREGATE	how are two or more modules connected
	DATA MODULE	supply data of a model
<b>MATH-MODULES</b>		
	MATH-MODULES	description of the mathematics <ul style="list-style-type: none"> <li>• declaration of variables</li> <li>• equations</li> </ul>
<b>CONTEXT</b>		
	DOMAIN	description and classification of the ecological environment
	MEANING	meaning of variables
	METHOD	information about measuring methods
<b>REFERENCES</b>		
	PERSON	information about a person
	LITERATURE	literature reference



Basic ideas of ...

Redundancy reduction

How it is implemented ...

Home Page

Title Page



Page 23 of 24

Go Back

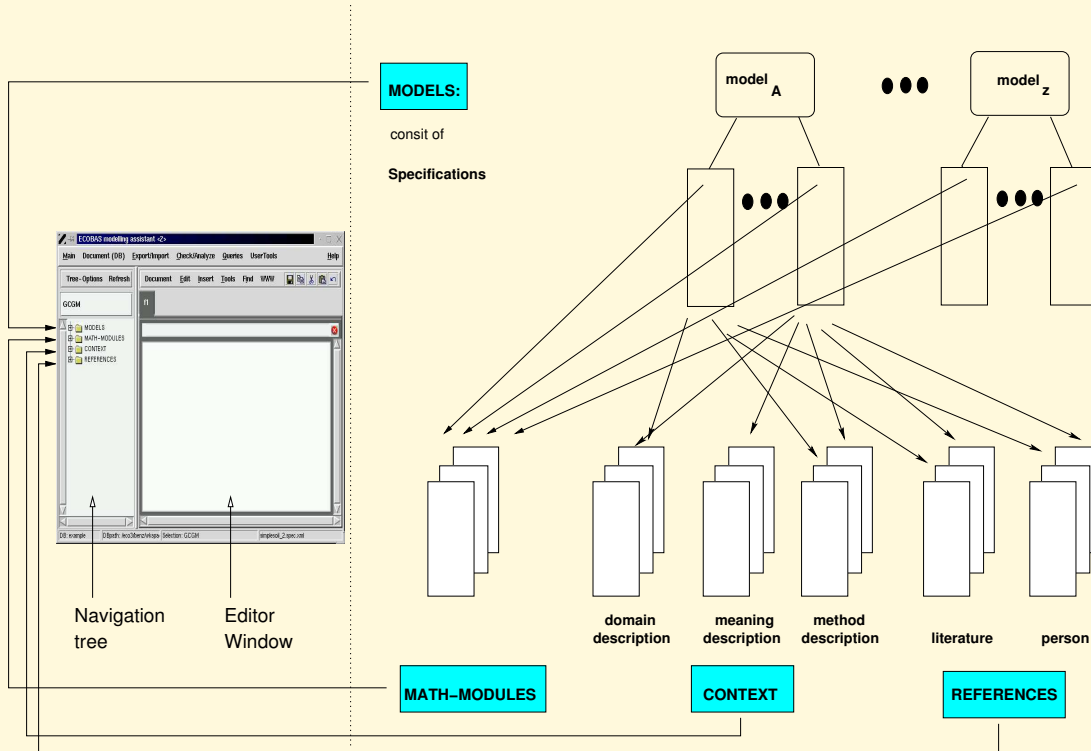
Full Screen

Close

Quit



All these types of documents can be found and accessed in EMA's navigation window.



Basic ideas of . . .

Redundancy reduction

How it is implemented . . .

Home Page

Title Page

Navigation controls: back, forward, search, and refresh buttons.

Navigation controls: left and right arrow buttons.

Page 24 of 24

Go Back

Full Screen

Close

Quit